




## WINDOW SELECTIONS

Force 10 is proud to offer quality face fixed aluminum glass windows and doors in a range of fashionable colors. Your windows and doors are powder-coated or anodized in a variety of colors that not only look good but also provide year round protection against harsh climates.

### STANDARD WINDOW SELECTIONS

Sliding Glass Aluminum Windows (and Doors in designated areas) are supplied as the standard windows with your Force 10 Building. These windows feature:

- Deep draining sill profile with sill inlay system to restrict accumulation of dirt and other debris.
- Non-corrosive bearing roller system provides long term performance & smooth sliding action
- Available in 5 Standard Colors - (Other colors below can be provided at extra cost)
- Optional Fly-screen
- 7 year Guarantee



G = GLOSS  
S = SATIN

## OPTIONAL WINDOW SELECTIONS

In line with aesthetically pleasing modern architecture, Force 10 includes an optional range of aluminum windows to keep up with current trends. As your building design is unique, Force 10 can substitute our standard range with the following preference of window type and color.

### OPTION #1 DOUBLE HUNG WINDOWS

Features:

- Spring or counter-balanced operation.
- Interlocking rails for improved security and performance.
- Excellent ventilation control.
- Easy operation.
- Fly, security & crime-safe screen options.
- 7-Year Guarantee.



### OPTION #2 AWNING WINDOWS

Features:

- Excellent ventilation control.
- Continuous PVC "twin seal" provides superior weather proofing and acoustic qualities.
- Stainless-steel stays.
- Secure Lever operated handles.
- 7-Year Guarantee.



### OPTION #3 CASEMENT WINDOWS

Features:

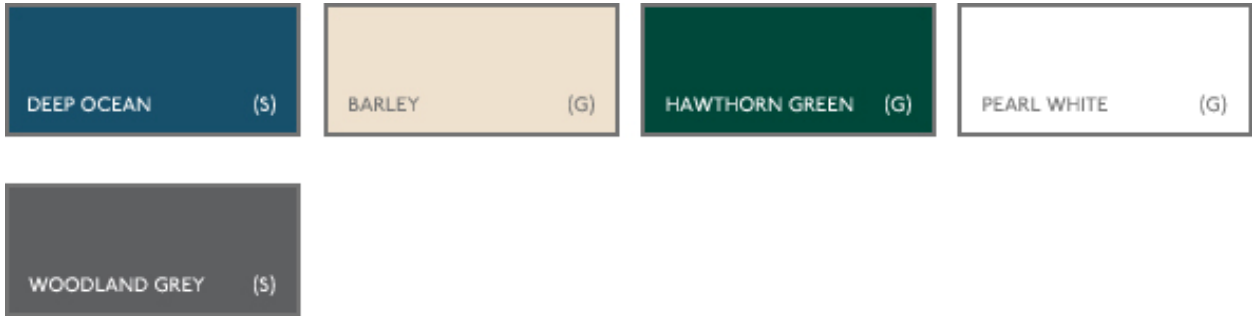
- Excellent ventilation control.
- Continuous PVC "twin seal" provides superior weather proofing and acoustic qualities.
- Stainless-steel stays.
- Secure Lever operated handles.
- 7-Year Guarantee.



## OPTIONAL WINDOW COLORS

For just a little extra, you can get a knock-out, custom finish. The color chart below shows our options finishes and color choices.

### POWDER-COAT COLORS.



### ANODIZED FINISHES



### WOOD-EFFECT COLOR RANGE



## DOOR SELECTIONS

Force I0 provides a wide selection of highly fashionable doors from reputable Australian manufacturers to compliment our client's designs.

### THE PRE-HUNG DOOR SYSTEM

Force I0 uses and recommends the "Pre-Hung Door System". This clever and unique system includes pre-fitted hinges, latches and jambs with striker plates which will allow easier and faster installation. An example of the components making up the pre-hung system is pictured below.



### INTERIOR DOOR SELECTIONS

ForceI0 provides restrained, simple designs to complete most home styles.



PSTU - 1

PSTU - 2

PSTU - 4

**STURT(PSTU)** doors feature detailed carved patterns to both faces, incorporating a unique square corner rout. Veneered designs are available for stained finishes.

## INTERIOR DOOR SELECTIONS



COLONIAL (COL)



STANFORD (STA)



**COLONIAL** and **STANFORD** doors feature wood-grain embossed, pre-primed panels on both faces. These doors are ready for painting. Both these designs can be selected in a bi-fold design.

**ENTRY DOOR SELECTIONS**

First impressions count and your entry door can be much more than just a doorway into your Force 10 home. Consider choosing a design to reflect your personality or to establish the feel of your home. We have many designs to choose from.



PMAD-I01 TRANSLUCENT



PMAD-I04 SLUMPED WATERFALL



PMADSL-III TRANSLUCENT



SL-01

PMAD-4



PMAD-03



PMAD-03 THEILA



PMAD-I06 RAY

**WOODEN ENTRY DOOR SELECTIONS**



INF4



INF4-G



INF6G



SL6G



INF7

**REAR ENTRY DOOR SELECTIONS**



NO. 2 OBSCURED



NO. 7 OBSCURED

## DOOR HARDWARE SELECTIONS

Force I0 offers a varied range of locksets to compliment your internal and external doors. Our door-sets are available in the following range of finishes - BC Bright Chrome, BG Bright Goldtone, CN Champagne Nickel, DB Durabronze and SC Satin Chrome.

### ENTRY LOCKSETS



890I CIRSC  
CIRCULAR KNOB



980I PREBC  
PRECISE LEVERSET

### INTERIOR LOCKSETS



EMPRESS LEVER BC



SOVEREIGN LEVER BC



WINDSOR LEVER BC



OUTLINE LEVER DB



REGAL LEVER SC



ROYALE LEVER BG



ANGULAR LEVER BC



PRECISE LEVER SC



PRECISE LEVER BC

## WARDROBES

Hinged wardrobe doors can be a nuisance, taking up precious space, which could be utilized for other furnishings like such as hanging light fittings or larger bedroom suites.

Force 10 offers a new range of sliding wardrobe doors in a selection of soft pastel colors as an optional extra with your home project. The door panels are vinyl covered gyp-rock and framed in your choice of powder-coated or anodized aluminum frames (tracks).

With an integrated axle and bearing unit, the rollers have premium strength and a smooth gliding action for a lifetime of trouble free operation.



Below are the colors available for this range of wardrobe.



PLATINUM



IVORY



PEARL CREAM



PORCELAIN



WHITE BIRCH

## SKIRTING, TRIM & ARCHITRAVE SELECTIONS

The finishing touches can really make a house into a home. Force 10 can supply a number of different timber profiles for skirting, architraves and doors / window surrounds to suit individual tastes.

Below are pictures of the timber profiles available for your selection.



COLONIAL 18MM



QUEENSLAND COLONIAL



QUEENSLAND STEP



TERRACE



VICTORIAN COLONIAL



HALF SPLAYED



BULLNOSE



LAMB'S TONGUE

## ROOFING PROFILES & ACCESSORIES

There is a range of different metal roofing profiles that Force 10 offers as standard. These two profiles are displayed below. If a tile profile is preferred, Besalon roofing is available as an optional extra. With Besalon roofing a round ridge cap is recommended to compliment this profile.

### ROOFING PROFILES



CUSTOM ORB




TRIMDEK



BESALON TILE PROFILE

### GUTTER PROFILE SELECTIONS



SQUARLINE GUTTER



QUAD GUTTER 125MM



QUAD GUTTER 150MM

### RIDGE-CAP SELECTIONS



3-BREAK RIDGE CAP



ROLL-TOP RIDGE CAP




ROUND RIDGE CAP

OTHER ACCESSORIES




SQUARELINE BARGE



VALLEY GUTTER

STANDARD ROOF COLOR SELECTIONS



## EXTERIOR FINISHING OPTIONS

The Force10 system can accommodate just about any type of exterior detail you can imagine, from lap & shingle, to stucco, cement, or even faux stone. Below are our only a couple of our standard acrylic finishing options.


### EXTERNAL RENDER

For a fresh modern finish to your home, Force 10 offers the option of providing you with an Architectural render called Acrylite, which is far superior to current concrete rendering (bagging) and painting techniques conventionally used.

Acrylite can be worked to a number of traditional yet highly fashionable finishes depending on application techniques and tools. It can also be tinted to a wide range of colors from soft natural tones to vibrant colors.

### TROWEL ON EXTERNAL RENDER

Acrylite trowel on is a very tough acrylic based coating, consisting of a high grade acrylic emulsion and quality texture building ingredients. Acrylite trowel on is applied with a stainless steel trowel and laid off with a polystyrene float to produce the desired texture finish, or by hopper gun.



### ROLL-ON PEARL

Acrylite Pearl is 100% acrylic color added finish which will produce varied and bold finishes. These can be worked after application to flatten the texture. These finishes will cover substrates which other textures would require a better finish.

